

TOP PRODUCTS

for individual room solutions



Get inspired by our
360° raumplus house!

www.raumplus.com

raumplus[®]



WOHN
IDEE
LESER
AWARD
2019

SLIDING DOOR S1200

S1200 This model is available with either a surface or inserted bottom track that takes the full weight of the door. The top track is used to guide the door; there is no weight hanging from the ceiling. This means that the door can also be installed under suspended ceilings.

S1200 AIR The S1200 AIR sliding door system is a top-guided system without a bottom track – the floor remains untouched. The top track takes the sliding door's weight, ensuring that users of the room have no barriers to their mobility.



FOLDING & HINGE DOOR S1200

The S1200 folding and hinge door system has the same look as the fronts of the S1200 sliding door system, so that both systems form a perfect optical unit.

The S1200 folding door is made up of two connected door elements and scores with its super-discreet guide system. The large opening angle ensures that the storage space behind the door can be maximized to the full.


Do you have very limited space? Then the S1200 hinge door is just what you're looking for. It is perfect for use in narrow wall niches that are too tight for sliding doors.





SLIDING DOOR S1200 LED


Right from the moment we are born and see the light of day for the first time, it is a key factor in our feelings of well-being. These feelings are affected both by the alternation of light and dark and also the changing quality and color of light over the course of the day. Industrial designer Nane-Sophie Bergmann has simulated this in the illuminated version of the sliding door S1200 with adjustable light brightness and color functions, allowing interior design to mimic human biorhythms in a completely natural way.



The amount of warm and cold light emitted by the LEDs integrated into the sliding door's frame can be adjusted as required. The power supply is delivered via an energy chain running inside the door's top guiding rail. The LEDs can be regulated using a remote control with features for switching the lights on and off; for dimming them; and for varying the light color. This provides the door with a visually attractive circumferential light frame that has a softening effect on the door panel.

SLIDING TV DOOR S1200

It is a sliding door and media center in one. This raumplus development elegantly combines interior design with entertainment. A flat-screen monitor incorporated into the door panel allows the closet door and room divider to be used as a TV or computer monitor.



Sophisticated undercover entertainment for a living room, bedroom, or teen's room. All locations where the trend is clearly towards having multiple media options available, however kept discreetly out of sight instead of dominating the space. High-performance, compact Bluetooth speakers take the place of a stereo system, while flat screen TVs blend into media units when not in use. raumplus has responded to this trend with its latest sliding door, incorporating a TV / computer monitor into the minimalist design. The monitor, with a screen diagonal of 55 inches maximum and a weight of 25 kg, is installed through the rear of the door panel. A comprehensive choice of colors and materials are available for the panel, allowing it to be coordinated with the room's interior design.



choices
2019
presented by Stylepark



reddot award 2019
winner





INTERIOR SYSTEM ECOLINE

With the low material thickness, Ecoline is the favoured solution of custom-made interior systems from raumplus. The so-called entry-level product convinces with its extremely pleasing range of variation possibilities. Flexibility and functionality are at the forefront of the Ecoline interior system: Customized to fit any room situation, Ecoline offers every desired comfort with its many useful accessories.

Thanks to its simple straight lines, Ecoline can be used anywhere in the house – whether you are looking for a wardrobe under a sloping roof, a built-in wardrobe in a niche, a solution for the corner of a room or a walk-in wardrobe. With Ecoline, you can use every corner of your room.





INTERIOR SYSTEM LEGNO

Legno is given extra stability by the greater material thickness, which also allows for a greater span.

Legno also scores with a possible mix of materials. In addition to the different materials, a wide range of high-quality design surfaces is also available for the desired configuration.

A variety of useful and elegant accessories and lighting options also round off the maximum design possibilities and ensure individual comfort. Here it becomes clear that raumplus places a high demand on design and individuality in the Legno interior system.

As is the case with all our interior systems, Legno always adapts to your needs and life phases.




INTERIOR SYSTEM UNO

It is the epitome of exclusive dressing – the walk-in closet combines customized storage with a well-structured overview and easy access.

With the Uno system, raumplus offers its customers a classic and elegant interior system which offer a particular feature with the adjustable height shelves without grid. The appearance of the Uno system reminds one of Italian design, the quality is »made by raumplus«.

For quick access to daily outfits, a wide range of equipment options is available, such as open shelves, compartment dividers and compartments with closed flap carcasses, drawers, illuminated shelves and practical accessories. Elegant storage options can be combined with the carcasse-bound RPS aluminium hinge door.







SWING DOOR SLIM LINE

The door leaf comprises an aluminum frame, pivot fittings and a decorative door panel. By extending the Swing Door Slim Line with a second leaf, it is possible to use the Swing Door Slim Line for larger openings. The second leaf is fixed at the top and bottom and can be detached if necessary. The visible surface can be symmetrical or asymmetrical.

The double-leaf Swing Door is optional supplemented by sidelites and a transom window and fills wall openings of up to W 250 x H 300 cm while also delivering visual lightness.

Delicate black anodized aluminum frames with clear or tinted safety glass are an elegant way to close a room without blocking out light or making users feel closed in. Discretion paired with transparency that can be given additional structure using glued-on horizontal and vertical rails.



ALUMINUM-FRAME HINGE DOOR RPS & RPE

The RPS & RPE aluminum-frame hinge door are carcass connected hinge doors guided by two hinges at the top and the bottom.

The RPS aluminum-frame hinge door is available with 2 different profile geometries and is suitable, among other things, for use with interior systems.

The RPE aluminum-frame hinge door offers you the possibility to plan and build doors with larger dimensions.

The aluminum frame hinge door RPE is available as standard with an RPS handle and softclose-fittings. Optionally a handle bar can be selected.







All rights and changes reserved.

raumplus GmbH · Dortmunder Straße 35 · 28199 Bremen · Deutschland / Germany
Tel. +49 (0) 421 / 579 50 0 · Fax +49 (0) 421 / 579 50 11
info@raumplus.de · www.raumplus.com

© **raumplus**

10/2021 | Art. No. 97.01.079